

Oakland County Elections Division
Lisa Brown
 Clerk/Register of Deeds



November 6, 2018 General Election

Registered Voters: 948,863
 Ballots Cast: 609,099
 Voter Turnout: 64.19 %

Precincts Partially Reported: 0 of 516
 Precincts Completely Reported: 516 of 516
 Precincts Percent Reported: 100.00 %

Last updated 11/7/2018 11:03:50 PM EST

UNOFFICIAL RESULTS

USE YOUR BROWSER'S REFRESH BUTTON TO UPDATE RESULTS. DURING PEAK TIMES THE REFRESH MAY TAKE UP TO 2 MINUTES

[Download Reports](#)

[Custom Filter by Contest, Vote Type and Jurisdiction](#)

Contest: All

Vote Type: All

Jurisdiction: Northville City

Refresh

Governor and Lieutenant Governor (Vote For 1)

	Percent	Votes
Bill Schuette/Lisa Posthumus Lyons (REP)	46.90%	909
Gretchen Whitmer/Garin D. Gilchrist II (DEM)	51.29%	994
Bill Gelineau/Angelique Chaiser Thomas (LIB)	1.03%	20
Todd Schleiger/Earl P. Lackie (UST)	0.15%	3
Jennifer V. Kurland/Charin H. Davenport (GRN)	0.46%	9
Keith Butkovich/Raymond Warner (NLP)	0.10%	2
Rejected write-ins	0.00%	0
Unassigned write-ins	0.05%	1
		1,938

Secretary of State (Vote For 1)





	Percent	Votes
Mary Treder Lang (REP)	46.80%	893
Jocelyn Benson (DEM)	51.89%	990
Gregory Scott Stempfle (LIB)	1.05%	20
Robert Gale (UST)	0.16%	3
Rejected write-ins	0.00%	0
Unassigned write-ins	0.10%	2
		1,908







Attorney General (Vote For 1)





	Percent	Votes
Tom Leonard (REP)	50.72%	954
Dana Nessel (DEM)	46.62%	877
Lisa Lane Gioia (LIB)	1.01%	19
Gerald T. Van Sickle (UST)	0.21%	4
Chris Graveline (NPA)	1.28%	24
Rejected write-ins	0.00%	0
Unassigned write-ins	0.16%	3
		1,881






United States Senator (Vote For 1)














	Percent	Votes
John James (REP)	49.25%	952
Debbie Stabenow (DEM)	49.77%	962
George E. Huffman III (UST)	0.21%	4




United States Senator (Vote For 1)			Percent	Votes
Marcia Squier (GRN)			0.67%	13
John Howard Wilhelm (NLP)			0.00%	0
Rejected write-ins			0.00%	0
Unassigned write-ins			0.10%	2
				1,933










Representative in Congress 11th District (Vote For 1)			Percent	Votes
Lena Epstein (REP)			46.99%	890
Haley Stevens (DEM)			50.95%	965
Leonard Schwartz (LIB)			1.27%	24
Cooper Nye (NPA)			0.69%	13
Rejected write-ins			0.00%	0
Unassigned write-ins			0.11%	2
				1,894













State Senator 15th District (Vote For 1)			Percent	Votes
Jim Runestad (REP)			52.54%	984
Julia Pulver (DEM)			47.30%	886
Rejected write-ins			0.00%	0
Unassigned write-ins			0.16%	3
				1,873







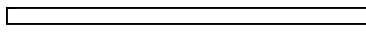



Representative in State Legislature 38th District (Vote For 1)			Percent	Votes
Kathy S. Crawford (REP)			50.94%	944
Kelly A. Breen (DEM)			47.06%	872
Brian R. Wright (LIB)			1.94%	36
Rejected write-ins			0.00%	0
Unassigned write-ins			0.05%	1
				1,853





Member of the State Board of Education (Vote For 2)			Percent	Votes
Tami Carlone (REP)			24.66%	841
Richard Zeile (REP)			22.93%	782
Judith P. Pritchett (DEM)			24.51%	836
Tiffany Tilley (DEM)			22.78%	777
Scotty Boman (LIB)			1.52%	52
John J. Tatar (LIB)			0.97%	33
Karen Adams (UST)			0.32%	11
Douglas Levesque (UST)			0.18%	6
Sherry A. Wells (GRN)			0.41%	14
Mary Anne Hering (WC)			1.03%	35
Logan R. Smith (WC)			0.62%	21
Rejected write-ins			0.00%	0
Unassigned write-ins			0.09%	3
				3,411




Regent of the University of Michigan (Vote For 2)			Percent	Votes
Andrea Fischer Newman (REP)			26.73%	868
Andrew Richner (REP)			24.39%	792
Jordan Acker (DEM)			22.51%	731






Regent of the University of Michigan (Vote For 2)			Percent	Votes
Paul Brown (DEM)			22.05%	716
James Lewis Hudler (LIB)			0.92%	30
John Jascob (LIB)			0.92%	30
Joe Sanger (UST)			0.34%	11
Crystal Van Sickle (UST)			0.71%	23
Kevin A. Graves (GRN)			0.80%	26
Marge Katchmark Sallows (NLP)			0.40%	13
Rejected write-ins			0.00%	0
Unassigned write-ins			0.22%	7
				3,247






Trustee of Michigan State University (Vote For 2)			Percent	Votes
Dave Dutch (REP)			24.83%	808
Mike Miller (REP)			24.46%	796
Brianna T. Scott (DEM)			23.88%	777
Kelly Charron Tebay (DEM)			22.22%	723
Bruce Campbell (LIB)			1.26%	41
Tim Orzechowski (LIB)			1.14%	37
Janet M. Sanger (UST)			0.68%	22
John Paul Sanger (UST)			0.34%	11
Aaron Mariasy (GRN)			0.68%	22
Bridgette R. Abraham-Guzman (NLP)			0.37%	12
Rejected write-ins			0.00%	0
Unassigned write-ins			0.15%	5
				3,254




Governor of Wayne State University (Vote For 2)			Percent	Votes
Diane Dunaskiss (REP)			26.68%	829
David Nicholson (REP)			24.30%	755
Bryan C. Barnhill (DEM)			22.43%	697
Anil Kumar (DEM)			22.76%	707
Jon Elgas (LIB)			1.09%	34
John T. Hargenrader (LIB)			0.80%	25
Christine C. Schwartz (UST)			1.19%	37
Marc Joseph Sosnowski (UST)			0.61%	19
Rejected write-ins			0.00%	0
Unassigned write-ins			0.13%	4
				3,107








County Commissioner 9th District (Vote For 1)			Percent	Votes
Hugh D. Crawford (REP)			51.90%	927
Gwen Markham (DEM)			47.76%	853
Rejected write-ins			0.00%	0
Unassigned write-ins			0.34%	6
				1,786





Justice of Supreme Court (Vote For 2)			Percent	Votes
Samuel Bagenstos			13.96%	405
Megan Kathleen Cavanagh			29.63%	860
Elizabeth T. Clement			30.74%	892




Justice of Supreme Court (Vote For 2)			Percent	Votes
Doug Dern			2.31%	67
Kerry Lee Morgan			2.41%	70
Kurtis T. Wilder			20.64%	599
Rejected write-ins			0.00%	0
Unassigned write-ins			0.31%	9
				2,902




Judge of Court of Appeals 2nd District Incumbent Position (Vote For 3)			Percent	Votes
Elizabeth Gleicher			33.85%	967
Kathleen Jansen			33.74%	964
Deborah A. Servitto			32.13%	918
Rejected write-ins			0.00%	0
Unassigned write-ins			0.28%	8
				2,857

Judge of Court of Appeals 2nd District Incumbent Position Term Ending 01/01/2021 (Vote For 1)			Percent	Votes
Jonathan Tukel			99.42%	1,029
Unassigned write-ins			0.58%	6
Rejected write-ins			0.00%	0
				1,035

Judge of Circuit Court 6th Circuit Incumbent Position (Vote For 5)			Percent	Votes
Leo Bowman			19.51%	829
Karen D. McDonald			21.09%	896
Phyllis McMillen			20.19%	858
Denise Langford Morris			19.96%	848
Michael Warren			18.95%	805
Rejected write-ins			0.00%	0
Unassigned write-ins			0.31%	13
				4,249

Judge of Circuit Court 6th Circuit Non-Incumbent Position (Vote For 1)			Percent	Votes
Dan Christ			45.56%	580
Jake Cunningham			53.81%	685
Rejected write-ins			0.00%	0
Unassigned write-ins			0.63%	8
				1,273

Judge of Circuit Court 6th Circuit New Judgeship (Vote For 1)			Percent	Votes
Julie McDonald			97.86%	1,005
Unassigned write-ins			2.14%	22
Rejected write-ins			0.00%	0
				1,027

Judge of Probate Court Incumbent Position (Vote For 1)			Percent	Votes
Linda Susan Hallmark			99.33%	1,045
Unassigned write-ins			0.67%	7
Rejected write-ins			0.00%	0
				1,052

Judge of District Court 35th District Incumbent Position (Vote For 1)			
		Percent	Votes
Ronald W. Lowe		98.94%	1,027
Unassigned write-ins		1.06%	11
Rejected write-ins		0.00%	0
			1,038

Board of Trustees Member Schoolcraft College (Oakland County Portion Only) (Vote For 2)			
		Percent	Votes
Gretchen Alaniz		51.65%	970
Dillon E. Breen		47.98%	901
Rejected write-ins		0.00%	0
Unassigned write-ins		0.37%	7
			1,878

Board Member Northville Public Schools (Oakland County Portion Only) (Vote For 3)			
		Percent	Votes
Roland Hwang		26.99%	1,032
Angela Jaafar		23.49%	898
Suzanne Lynn		27.86%	1,065
James Mazurek		21.53%	823
Rejected write-ins		0.00%	0
Unassigned write-ins		0.13%	5
			3,823


Board Member Northville District Library (Oakland County Portion Only) (Vote For 4)			
		Percent	Votes
Suzanne Schimanski-Gross		25.97%	875
Alan Somershoe		19.80%	667
Deborah L. Stanifer		23.06%	777
Thomas L. Thompson		15.79%	532
Nicholas A. Vlissides		15.20%	512
Rejected write-ins		0.00%	0
Unassigned write-ins		0.18%	6
			3,369



Proposal 18-1 - State of Michigan (Vote For 1)			
		Percent	Votes
Yes		54.11%	1,034
No		45.89%	877
			1,911

Proposal 18-2 - State of Michigan (Vote For 1)			
		Percent	Votes
Yes		60.43%	1,124
No		39.57%	736
			1,860

Proposal 18-3 - State of Michigan (Vote For 1)			
		Percent	Votes
Yes		65.55%	1,235
No		34.45%	649
			1,884









Street Improvements Bond Proposal - City of Northville (Oakland County Portion Only) (Vote For 1)			
		Percent	Votes
Yes		68.14%	1,277







Street Improvements Bond Proposal - City of Northville (Oakland County Portion Only) (Vote For 1)		
		Percent Votes
No		31.86% 597
		1,874








Millage Restoration Authorization With 10 Year Expiration - Schoolcraft College (Oakland County Portion Only) (Vote For 1)		
		Percent Votes
Yes		54.38% 987
No		45.62% 828
		1,815







▼ Custom Filter by Vote Type and Precinct


Vote Type: Precinct:







Governor and Lieutenant Governor (Vote For 1)		
516 of 516 Precincts Reporting		
		Percent Votes
Bill Schuette/Lisa Posthumus Lyons (REP)		46.90% 909
Gretchen Whitmer/Garlin D. Gilchrist II (DEM)		51.29% 994
Bill Gelineau/Angelique Chaiser Thomas (LIB)		1.03% 20
Todd Schleiger/Earl P. Lackie (UST)		0.15% 3
Jennifer V. Kurland/Charin H. Davenport (GRN)		0.46% 9
Keith Butkovich/Raymond Warner (NLP)		0.10% 2
Rejected write-ins		0.00% 0
Unassigned write-ins		0.05% 1
		1,938





Secretary of State (Vote For 1)		
516 of 516 Precincts Reporting		
		Percent Votes
Mary Treder Lang (REP)		46.80% 893
Jocelyn Benson (DEM)		51.89% 990
Gregory Scott Stempfle (LIB)		1.05% 20
Robert Gale (UST)		0.16% 3
Rejected write-ins		0.00% 0
Unassigned write-ins		0.10% 2
		1,908






Attorney General (Vote For 1)		
516 of 516 Precincts Reporting		
		Percent Votes
Tom Leonard (REP)		50.72% 954
Dana Nessel (DEM)		46.62% 877
Lisa Lane Gioia (LIB)		1.01% 19
Gerald T. Van Sickle (UST)		0.21% 4
Chris Graveline (NPA)		1.28% 24
Rejected write-ins		0.00% 0
Unassigned write-ins		0.16% 3
		1,881














United States Senator (Vote For 1)		
516 of 516 Precincts Reporting		
		Percent Votes
John James (REP)		49.25% 952
Debbie Stabenow (DEM)		49.77% 962
George E. Huffman III (UST)		0.21% 4
Marcia Squier (GRN)		0.67% 13
John Howard Wilhelm (NLP)		0.00% 0
Rejected write-ins		0.00% 0




United States Senator (Vote For 1)			
		Percent	Votes
Unassigned write-ins		0.10%	2
		1,933	










Representative in Congress 11th District (Vote For 1)			
178 of 178 Precincts Reporting			
		Percent	Votes
Lena Epstein (REP)		46.99%	890
Haley Stevens (DEM)		50.95%	965
Leonard Schwartz (LIB)		1.27%	24
Cooper Nye (NPA)		0.69%	13
Rejected write-ins		0.00%	0
Unassigned write-ins		0.11%	2
		1,894	













State Senator 15th District (Vote For 1)			
104 of 104 Precincts Reporting			
		Percent	Votes
Jim Runestad (REP)		52.54%	984
Julia Pulver (DEM)		47.30%	886
Rejected write-ins		0.00%	0
Unassigned write-ins		0.16%	3
		1,873	











Representative in State Legislature 38th District (Vote For 1)			
39 of 39 Precincts Reporting			
		Percent	Votes
Kathy S. Crawford (REP)		50.94%	944
Kelly A. Breen (DEM)		47.06%	872
Brian R. Wright (LIB)		1.94%	36
Rejected write-ins		0.00%	0
Unassigned write-ins		0.05%	1
		1,853	





Member of the State Board of Education (Vote For 2)			
516 of 516 Precincts Reporting			
		Percent	Votes
Tami Carlone (REP)		24.66%	841
Richard Zeile (REP)		22.93%	782
Judith P. Pritchett (DEM)		24.51%	836
Tiffany Tilley (DEM)		22.78%	777
Scotty Boman (LIB)		1.52%	52
John J. Tatar (LIB)		0.97%	33
Karen Adams (UST)		0.32%	11
Douglas Levesque (UST)		0.18%	6
Sherry A. Wells (GRN)		0.41%	14
Mary Anne Hering (WC)		1.03%	35
Logan R. Smith (WC)		0.62%	21
Rejected write-ins		0.00%	0
Unassigned write-ins		0.09%	3
		3,411	


Regent of the University of Michigan (Vote For 2)			
516 of 516 Precincts Reporting			
		Percent	Votes
Andrea Fischer Newman (REP)		26.73%	868
Andrew Richner (REP)		24.39%	792
Jordan Acker (DEM)		22.51%	731








Regent of the University of Michigan (Vote For 2)			Percent	Votes
Paul Brown (DEM)			22.05%	716
James Lewis Hudler (LIB)			0.92%	30
John Jascob (LIB)			0.92%	30
Joe Sanger (UST)			0.34%	11
Crystal Van Sickle (UST)			0.71%	23
Kevin A. Graves (GRN)			0.80%	26
Marge Katchmark Sallows (NLP)			0.40%	13
Rejected write-ins			0.00%	0
Unassigned write-ins			0.22%	7
				3,247






Trustee of Michigan State University (Vote For 2)			Percent	Votes
516 of 516 Precincts Reporting				
Dave Dutch (REP)			24.83%	808
Mike Miller (REP)			24.46%	796
Brianna T. Scott (DEM)			23.88%	777
Kelly Charron Tebay (DEM)			22.22%	723
Bruce Campbell (LIB)			1.26%	41
Tim Orzechowski (LIB)			1.14%	37
Janet M. Sanger (UST)			0.68%	22
John Paul Sanger (UST)			0.34%	11
Aaron Mariasy (GRN)			0.68%	22
Bridgette R. Abraham-Guzman (NLP)			0.37%	12
Rejected write-ins			0.00%	0
Unassigned write-ins			0.15%	5
				3,254




Governor of Wayne State University (Vote For 2)			Percent	Votes
516 of 516 Precincts Reporting				
Diane Dunaskiss (REP)			26.68%	829
David Nicholson (REP)			24.30%	755
Bryan C. Barnhill (DEM)			22.43%	697
Anil Kumar (DEM)			22.76%	707
Jon Elgas (LIB)			1.09%	34
John T. Hargenrader (LIB)			0.80%	25
Christine C. Schwartz (UST)			1.19%	37
Marc Joseph Sosnowski (UST)			0.61%	19
Rejected write-ins			0.00%	0
Unassigned write-ins			0.13%	4
				3,107








County Commissioner 9th District (Vote For 1)			Percent	Votes
24 of 24 Precincts Reporting				
Hugh D. Crawford (REP)			51.90%	927
Gwen Markham (DEM)			47.76%	853
Rejected write-ins			0.00%	0
Unassigned write-ins			0.34%	6
				1,786





Justice of Supreme Court (Vote For 2)			Percent	Votes
516 of 516 Precincts Reporting				
Samuel Bagenstos			13.96%	405




Justice of Supreme Court (Vote For 2)			Percent	Votes
Megan Kathleen Cavanagh			29.63%	860
Elizabeth T. Clement			30.74%	892
Doug Dern			2.31%	67
Kerry Lee Morgan			2.41%	70
Kurtis T. Wilder			20.64%	599
Rejected write-ins			0.00%	0
Unassigned write-ins			0.31%	9
				2,902




Judge of Court of Appeals 2nd District Incumbent Position (Vote For 3)			Percent	Votes
516 of 516 Precincts Reporting				
Elizabeth Gleicher			33.85%	967
Kathleen Jansen			33.74%	964
Deborah A. Servitto			32.13%	918
Rejected write-ins			0.00%	0
Unassigned write-ins			0.28%	8
				2,857




Judge of Court of Appeals 2nd District Incumbent Position Term Ending 01/01/2021 (Vote For 1)			Percent	Votes
516 of 516 Precincts Reporting				
Jonathan Tukel			99.42%	1,029
Unassigned write-ins			0.58%	6
Rejected write-ins			0.00%	0
				1,035





Judge of Circuit Court 6th Circuit Incumbent Position (Vote For 5)			Percent	Votes
516 of 516 Precincts Reporting				
Leo Bowman			19.51%	829
Karen D. McDonald			21.09%	896
Phyllis McMillen			20.19%	858
Denise Langford Morris			19.96%	848
Michael Warren			18.95%	805
Rejected write-ins			0.00%	0
Unassigned write-ins			0.31%	13
				4,249







Judge of Circuit Court 6th Circuit Non-Incumbent Position (Vote For 1)			Percent	Votes
516 of 516 Precincts Reporting				
Dan Christ			45.56%	580
Jake Cunningham			53.81%	685
Rejected write-ins			0.00%	0
Unassigned write-ins			0.63%	8
				1,273








Judge of Circuit Court 6th Circuit New Judgeship (Vote For 1)			Percent	Votes
516 of 516 Precincts Reporting				
Julie McDonald			97.86%	1,005
Unassigned write-ins			2.14%	22
Rejected write-ins			0.00%	0
				1,027



Judge of Probate Court Incumbent Position (Vote For 1)		
516 of 516 Precincts Reporting		
		Percent Votes
Linda Susan Hallmark		99.33% 1,045
Unassigned write-ins		0.67% 7
Rejected write-ins		0.00% 0
		1,052


Judge of District Court 35th District Incumbent Position (Vote For 1)		
1 of 1 Precincts Reporting		
		Percent Votes
Ronald W. Lowe		98.94% 1,027
Unassigned write-ins		1.06% 11
Rejected write-ins		0.00% 0
		1,038


Board of Trustees Member Schoolcraft College (Oakland County Portion Only) (Vote For 2)		
8 of 8 Precincts Reporting		
		Percent Votes
Gretchen Alaniz		51.65% 970
Dillon E. Breen		47.98% 901
Rejected write-ins		0.00% 0
Unassigned write-ins		0.37% 7
		1,878



Board Member Northville Public Schools (Oakland County Portion Only) (Vote For 3)		
6 of 6 Precincts Reporting		
		Percent Votes
Roland Hwang		26.99% 1,032
Angela Jaafar		23.49% 898
Suzanne Lynn		27.86% 1,065
James Mazurek		21.53% 823
Rejected write-ins		0.00% 0
Unassigned write-ins		0.13% 5
		3,823



Board Member Northville District Library (Oakland County Portion Only) (Vote For 4)		
1 of 1 Precincts Reporting		
		Percent Votes
Suzanne Schimanski-Gross		25.97% 875
Alan Somershoe		19.80% 667
Deborah L. Stanifer		23.06% 777
Thomas L. Thompson		15.79% 532
Nicholas A. Viisides		15.20% 512
Rejected write-ins		0.00% 0
Unassigned write-ins		0.18% 6
		3,369



Proposal 18-1 - State of Michigan (Vote For 1)		
516 of 516 Precincts Reporting		
		Percent Votes
Yes		54.11% 1,034
No		45.89% 877
		1,911

Proposal 18-2 - State of Michigan (Vote For 1)		
516 of 516 Precincts Reporting		
		Percent Votes
Yes		60.43% 1,124

Proposal 18-2 - State of Michigan (Vote For 1)			
		Percent	Votes
No		39.57%	736
		<hr/>	<hr/>
			1,860

Proposal 18-3 - State of Michigan (Vote For 1)			
516 of 516 Precincts Reporting			
		Percent	Votes
Yes		65.55%	1,235
No		34.45%	649
		<hr/>	<hr/>
			1,884

Street Improvements Bond Proposal - City of Northville (Oakland County Portion Only) (Vote For 1)			
1 of 1 Precincts Reporting			
		Percent	Votes
Yes		68.14%	1,277
No		31.86%	597
		<hr/>	<hr/>
			1,874

Millage Restoration Authorization With 10 Year Expiration - Schoolcraft College (Oakland County Portion Only) (Vote For 1)			
8 of 8 Precincts Reporting			
		Percent	Votes
Yes		54.38%	987
No		45.62%	828
		<hr/>	<hr/>
			1,815

Copyright © 2018 Powered by - [Scylla](#)